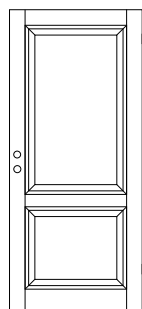
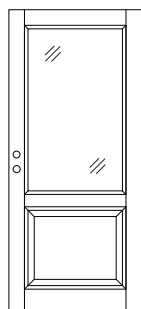


Furnier lackiert profiliert Vollspan/MDF – Modellübersicht

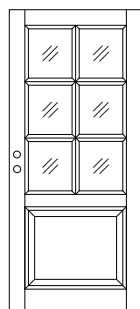
Eckkante



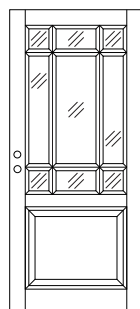
21/02



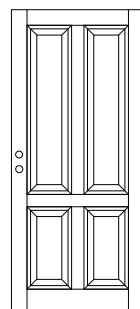
21/LA



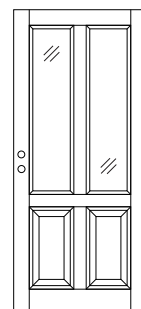
21/SP 6
(ab 865 mm = SP 9)



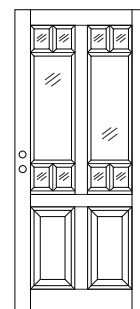
21/SF 9



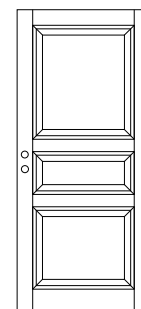
21/04



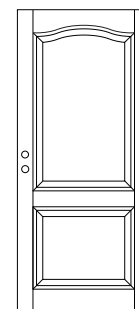
21/04-LA2



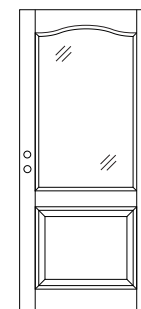
21/04-SF 5-2
(lieferbar ab 860 mm)



21/03



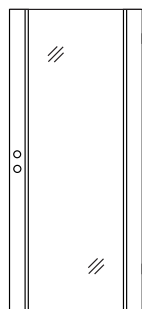
21/02-B



21/LA-B




21/SP 6-B
(ab 865 mm = SP 9-B)

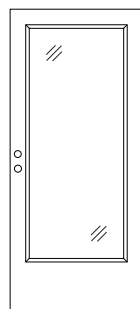


24/01*

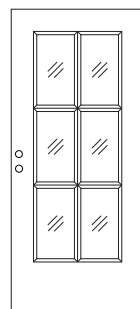
*nur in Buche lackiert



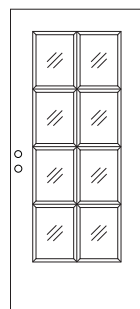
44/00



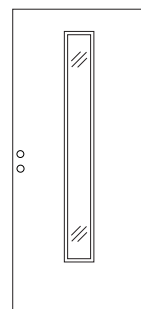
44/LA
(ab 735 mm)



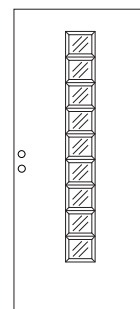
44/SP 6
(ab 735 mm)



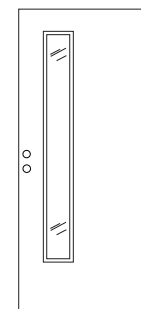
44/SP 8
(ab 735 mm)
(985 = SP 12)



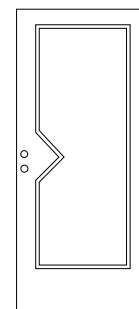
44/LA-05
(ab 735 mm)



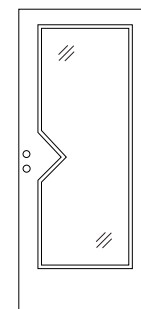
44/SP 9
(ab 735 mm)



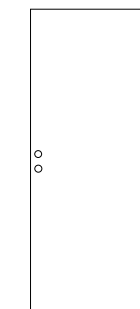
44/LA S-05
(ab 735 mm)



44/M



44/MLA
(nur in 860 mm)



50

Aufbau

Typ 21 = Vollspan/MDF
Typ 24 = Holz/ESG-Glas
Typ 44 = Wabe, Röhrenspankern
Typ 50 = WK2

Kantenform

Modellabhängig

Sockelhöhe

Modellabhängig

Oberfläche

Typ 21 = Buche, Eiche, Birke
Typ 24 = Buche
Typ 44 = Ahorn, Buche, Buche Trend, Eiche Graphit
Typ 50 = Ahorn, Buche, Eiche